




Brushing My Teeth




To do

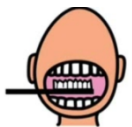
All Done



rinse toothbrush




add toothpaste



brush teeth

2 minutes



rinse toothbrush



rinse mouth





Brushing My Teeth How to Use this List

1. Errorless learning is important in our daily routines -You will need to teach each step in this process by showing the visual picture for each step and what the expectations are to build a positive routine.

2. **Your child can use this list in 2 ways:**

a. print and laminate the sheet and use a washable or dry erase marker to check off the boxes on the right in red after each step.

b. you can print 2 copies of this, laminate 1 sheet and cut out the pictures on the 2nd sheet and laminate them individually. You can then add soft velcro at the top of each box on the page and hard velcro on the back of each picture for your child to move over after they have completed each step.