





# GOING PLACES




**TODAY WE ARE GOING TO**





# I WILL SEE




# SOMETIMES I MIGHT FEEL




**I AM OKAY, I CAN ASK FOR**



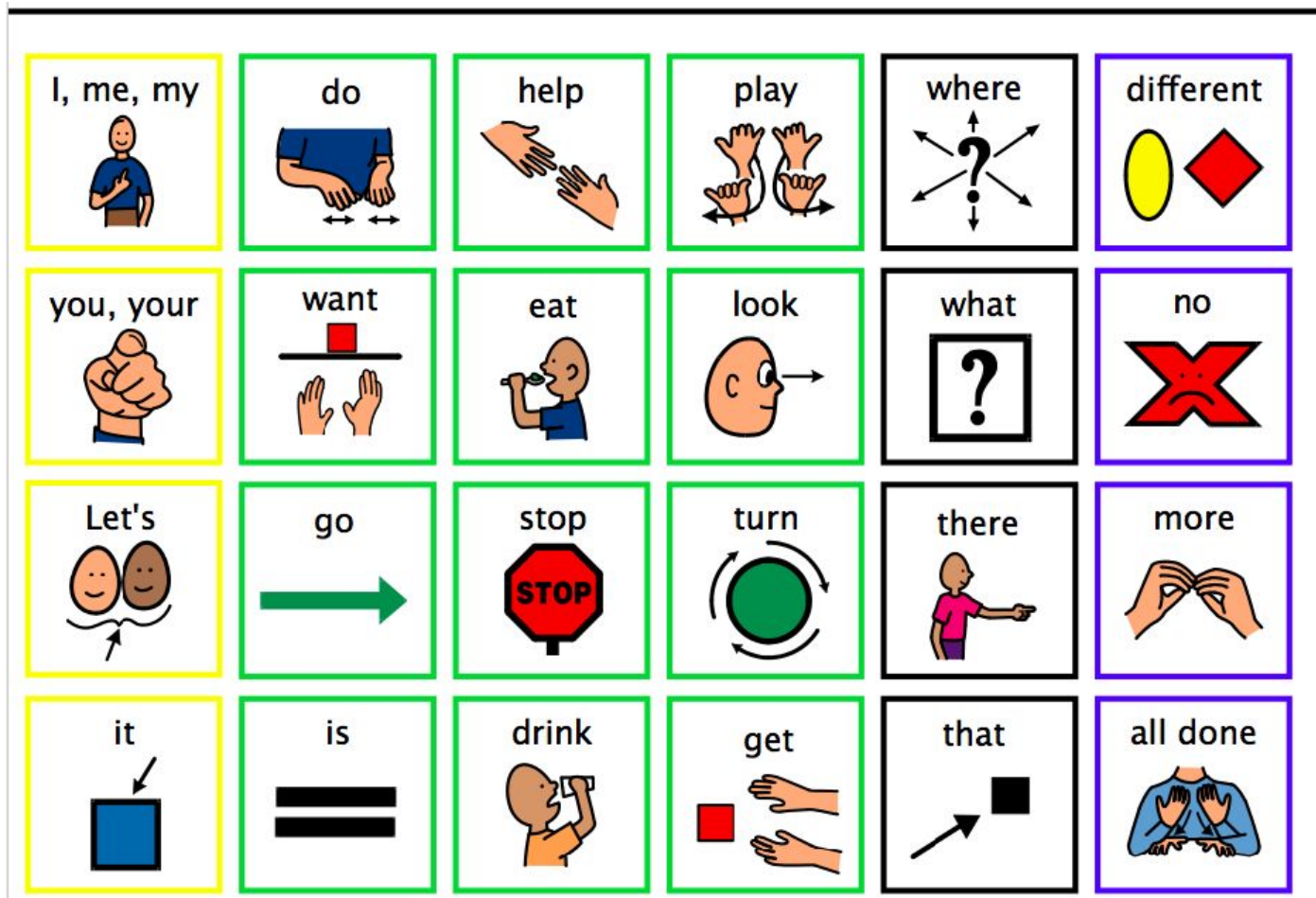
**I AM GOING TO HAVE A GOOD TIME. WHEN IT IS OVER SOMEONE  
WILL SAY**



**ONCE WE ARE BACK HOME I WOULD LIKE TO**



# Core Communication Board cut, laminate and velcro on the back of the book for quick access





# PARENT DIRECTIONS

## DIRECTIONS TO CREATE:

1. PRINT ALL PAGES
2. LAMINATE EACH PAGE IN ORDER
3. TO CREATE THE BOOK, TAKE CLEAR PACKING TAPE AND TAPE TOGETHER 2 PAGES IN ORDER ON THE INSIDE WHERE THE PAGES MEET TOGETHER, DO THIS FOR EVERY PAGE AND AT THE END PUT ONE PIECE OF TAPE ON THE OUTSIDE WHERE ALL OF THE PAGES MEET
4. PLACE A STRIP OF SOFT VELCRO ON THE BACK OF EACH PAGE
5. PLACE A SMALL PIECE OF SOFT VELCRO IN EACH GRAY SQUARE AND ON THE BACK OF THE BOOK
6. CUT OUT THE CORE COMMUNICATION BOARD AND LAMINATE, ADD A SMALL PIECE OF HARD VELCRO ON THE BACK OF IT AND PLACE ON THE BACK OF THE BOOK FOR QUICK ACCESS TO USE
7. FOLLOW THE DIRECTIONS FOR MAKING THE CHOICES NEXT

# IMPLEMENTING THE SOCIAL STORY

1. SOCIAL STORIES ARE A GREAT TOOL FOR YOUR CHILD TO GAIN UNDERSTANDING OF THEIR ENVIRONMENT AND EXPECTATIONS OF THEM WITHIN THAT ENVIRONMENT.
2. BEFORE YOU SIT DOWN WITH YOUR CHILD TO READ MAKE SURE YOU HAVE THE CORRECT PIECES IN PLACE FOR WHERE YOU ARE GOING.
3. READ THIS TO YOUR CHILD BEFORE YOU ARE GOING SOMEWHERE IN A PLACE WHERE THEY ARE CALM AND CAN ENGAGE WITH THE BOOK. THIS IS A GREAT TIME TO ENCOURAGE THEM IN ALL OF THE THINGS THEY CAN DO IN THOSE SPACES.
4. HAVE YOUR CHILD BRING THE BOOK WITH THEM WHEN THEY LEAVE THE HOUSE FOR REFERENCE
5. THE VOCAB WORDS ARE A GREAT WAY TO POINT OUT WHEN YOU ARE IN THE COMMUNITY SO THEY CAN ASSOCIATE THE VISUAL TO THE ENVIRONMENT. THIS WILL INCREASE THEIR AWARENESS AND VOCABULARY.
6. BE SURE IF YOU ARE OFFERING CHOICES FOR WHEN THEY ARE OVERWHELMED OR ANXIOUS THAT THEY ARE ACCESSIBLE WITHIN THOSE ENVIRONMENTS
7. GIVING YOUR CHILD CHOICES FOR WHAT THEY CAN DO WHEN THEY RETURN WILL ALLOW THEM TO HAVE A CHOICE IN THEIR DAY, INCREASE COMPETENCE MOTIVATION, AS WELL AS GIVE YOU SOMETHING TO ENCOURAGE WHEN YOU ARE ON YOUR WAY BACK HOME FOR THEM TO LOOK FORWARD TO. PROVIDING THOSE EXPECTATIONS AND CHOICES HELPS YOU AND YOUR CHILD TO FEEL MORE IN CONTROL AND REDUCES CONFUSION AND ANXIETY.
8. PRACTICE, PRACTICE, PRACTICE! THIS MAY TAKE MULTIPLE TIMES TO GAIN UNDERSTANDING.

# THE FOLLOWING PAGES ARE CHOICES/VOCAB WORDS

## DIRECTIONS TO CREATE:

1. CUT OUT EACH SQUARE AND LAMINATE THEM
2. PLACE A PIECE OF HARD VELCRO ON THE BACK OF EACH SQUARE
3. PLACE THE SQUARES ON THE CORRECT PAGES THAT HAVE A SOFT VELCRO STRIP - \*YOU DO NOT NEED TO PUT ALL OF THE CHOICES ON THERE 1-3 IS BEST
4. USE THE BLANK ONES TO FILL IN WORDS/PICTURES THAT ARE SPECIFIC TO YOUR CHILD'S INTERESTS

# CHOICES OF PLACES CUT OUT AND PLACE 1 ON BACK OF PAGE 1



**GROCERY  
STORE**



**THE PARK**



**THE GYM**



**DAY CAMP**



**A FRIEND'S  
HOUSE**



**A MOVIE**



**SPORTS EVENT**

# SHOPPING VOCAB (I WILL SEE) WORDS CUT OUT AND PLACE 1-3 BACK OF PAGE 2



**PEOPLE**



**AISLES**



**CARTS**





**ITEMS**



**REGISTER**




**LINES**



# GROCERY (I WILL SEE) WORDS CUT OUT AND PLACE 1-3 ON BACK OF PAGE 2



**PEOPLE**



**AISLES**



**CARTS**



**ITEMS**




**REGISTER**



**LINES**



**FOOD**



# THE PARK (I WILL SEE) WORDS CUT OUT AND PLACE 1-3 ON BACK OF PAGE 2



**KIDS**



**SWINGS**



**SLIDES**



**MONKEY BARS**



**SANDBOX**



**BIKES**



**GRASS**



**CLIMBING**

# THE GYM(I WILL SEE) WORDS CUT OUT AND PLACE 1-3 ON BACK OF PAGE 2



**KIDS**



**MACHINES**



**MATS**



**WEIGHTS**



**COURTS**



**PEOPLE**



**POOL**



**TRACK**



# CAMP (I WILL SEE) WORDS CUT OUT AND PLACE 1-3 ON BACK OF PAGE 2



**KIDS**



**FIELDS**



**GAMES**



**SINGING**



**RUNNING**



**BUNK BEDS**



**POOL**



**CRAFTS**

# FRIEND'S HOUSE (I WILL SEE) WORDS CUT OUT AND PLACE 1-3 ON BACK OF PAGE 2



**KIDS**



**PETS**



**BACKYARD  
PLAYSET**



**GAMES**



**FOOD**



**PEOPLE**



**POOL**



**OUTDOOR  
GAMES**

# THE MOVIES (I WILL SEE) WORDS CUT OUT AND PLACE 1-3 ON BACK OF PAGE 2



**KIDS**



**SCREEN**



**POPCORN**




**CANDY**



**PEOPLE**



**3D GLASSES**



**DARK**



**LIGHTS**


# SPORTING EVENTS (I WILL SEE) WORDS CUT OUT AND PLACE 1-3 ON BACK OF PAGE 2



**KIDS**



**PLAYGROUND**



**FANS**



**BASEBALL FIELD**



**BASKETBALL  
COURTS**



**SOCCER FIELD**



**HOCKEY RINK**



**SNACKS**

# SOMETIMES IT CAN GET WORDS CUT OUT AND PLACE 1-3 ON BACK OF PAGE 3



**LOUD**



**EXCITING**



**SCARY**



**SAD**



**OVERWHELMING**



**CROWDED**



**BORING**



**TIRING**


# I CAN ASK FOR CUT OUT AND PLACE 1-2 ON BACK OF PAGE 4

break



**A BREAK**

Snack



**A SNACK**



**A FIDGET**



**A WALK**



**A HUG**




I can take 5 deep breaths

1 2 3 4 5

**5 DEEP  
BREATHS**

# TIME TO GO FOR CUT OUT AND PLACE 1 ON BACK OF PAGE 5



**TIME TO GO**

all done



**ALL DONE**



**LET'S GO**



car

**LET'S GET IN  
THE CAR**



**FINISHED**

# WHEN I GET HOME CUT OUT AND PLACE 1 ON BACK OF PAGE 6



**SNACK**



**REST**





**IPAD**



**PLAY**



**TALK**





**BLANK ONES TO CREATE YOUR OWN**

